

Issued by NMI Certin B.V.,
designated and notified by the Netherlands to perform tasks with respect to conformity assessment procedures mentioned in article 17 of Directive 2014/32/EU, after having established that the measuring instrument meets the applicable requirements of Directive 2014/32/EU, to:

Manufacturer Euphoria Software BV
Wilhelminapark 36
5041 EC Tilburg
The Netherlands

Measuring instrument **Taximeter**
Manufacturer's mark or name : cabman®
Type designation : MDT

Further properties are described in the annexes:
– Description T11593 revision 19;
– Documentation folder T11593-4.

Valid until 24 May 2029

Initially issued 24 May 2019

Remark This revision replaces the earlier versions except for its documentation folder.

Issuing Authority **NMI Certin B.V., Notified Body number 0122**
7 May 2026

Certification Board

NMI Certin B.V.
Thijsseweg 11
2629 JA Delft
The Netherlands
T +31 88 636 2332
certin@nmi.nl
www.nmi.nl

This document is issued under the provision that no liability is accepted and that the manufacturer shall indemnify third-party liability.

The designation of NMI Certin B.V. as Notified Body can be verified at <https://webgate.ec.europa.eu/single-market-compliance-space/home>

Reproduction of the complete document only is permitted.

This document is digitally signed and sealed. The digital signature can be verified in the blue ribbon at the top of the electronic version of this certificate.

1 General information about the taximeter

All properties of the taximeter, whether mentioned or not, shall not be in conflict with the legislation.

1.1 Essential parts




Number	Pages	Description	Remarks
11593/0-01	1	Modem baseboard	Layout – top
11593/0-02	1	Modem baseboard	Layout – bottom
11593/0-03	3	Modem baseboard	Parts list
11593/1-01	2	Modem baseboard Revision 8	Layout
11593/1-02	2	Modem baseboard Revision 8	Parts list
11593/0-04	1	Modem 2g4g module	Layout – top
11593/0-05	1	Modem 2g4g module	Layout – bottom
11593/0-06	1	Modem 2g4g module	Parts list
11593/3-01	1	Modem 2g4g module Revision 3	Layout – top
11593/3-02	1	Modem 2g4g module Revision 3	Layout – bottom
11593/3-03	1	Modem 2g4g module Revision 3	Parts list
11593/4-04	2	Display 7 inch	Layout
11593/0-09	1	Display 7 inch	Parts list
11593/3-04	1	Display 7 inch Revision 9	Layout – top
11593/3-05	1	Display 7 inch Revision 9	Layout – bottom
11593/3-06	1	Display 7 inch Revision 9	Parts list
11593/4-01	2	Display 5 inch	Layout
11593/4-02	2	Display 5 inch	Parts list

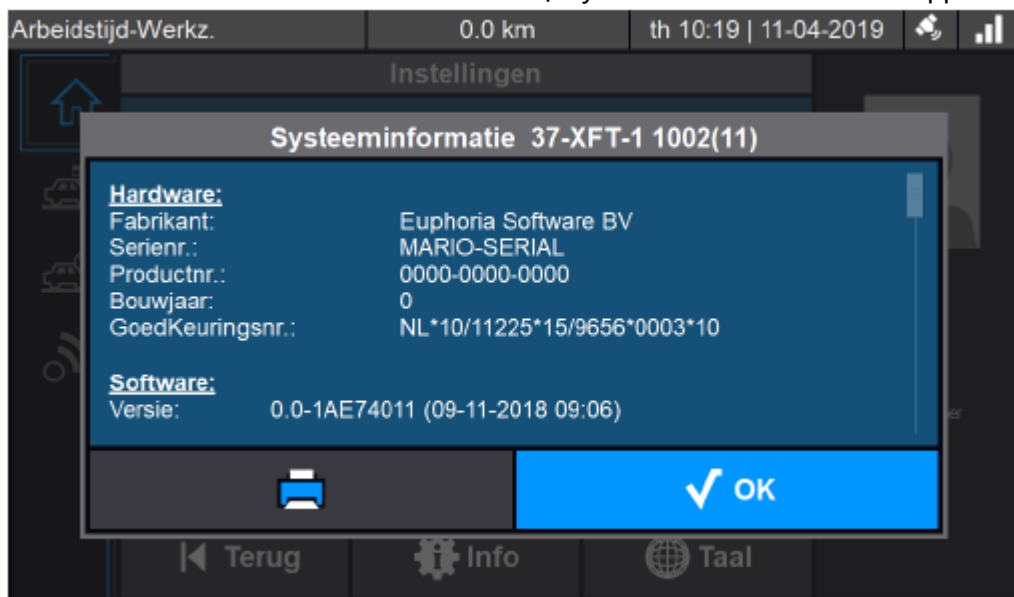
1.2 Essential characteristics

Electromagnetic immunity class		E3		
Mechanical environment class		M3		
Climatic environment	temperature range	-25 °C / +70 °C		
	humidity	condensing		
	intended location	closed		
		Range	Resolution	
Distance signal generator constant k [km ⁻¹]		500 to 100 000	1	
Time tariff [Currency Unit/h]		0,00 to 3 600,00	0,01	
Distance tariff [Currency Unit/km]		0,00 to 140,00	0,01	
Time measuring signal frequency		10 Hz		
Power supply voltage		9 – 16 V _{DC}		
Distance information	Distance sensor input:	Low voltage	-12,0 – 0,8 V	
		High voltage	3,0 – 12,0 V	
		Trigger	Low - high transition	
	CAN bus interface	Manufacturer	Beijer Automotive	
		Type	BCI-2	
		Remark	USB connector covered	
Secured interfaces (annex IX, 4)		RS232, CAN, USB		

Software	Identification			Specification (WELMEC 7.2)		
	Version	Code (CRC32)	Remark	Type	Risk Class	Extension
	1.2-221B5D53	7D5CEAC	-	U	D	O/S/D/L
	1.3-22D37B2D	ABEB74BF	-			
	1.3-23566663	A94BB864	-			
	1.3-236773EF	7B857C70	-			
	1.3-238E4978	B6448AA3	-			
	1.3-23CF5E52	F6C10D17	-			
	1.3-24327A42	7AFF5ECD	-			
	1.4-2387427F	8E0F358	-			
	1.4-23C643D7	62CF4A09	-			
	1.4-24386690	D944C4CB	-			
	1.4-246A5679	43B61A27	-			
	1.4-24AE5297	A4528110	-			
	1.5-24D8752D	B15F7FDE	-			
	1.5-252D6A24	71AECAE9	-			
	1.5-25354EDD	C0B4E153	-			
	1.6-256C62D9	E88CC3E	-			
	1.6-25875780	31737E3B	-			

Displaying parameters, select:


- Home tab  on left side of touch screen;
- Gear icon  on the bottom of the screen;
- Info icon  at the bottom of the screen, 'System Information' screen appears:



By scrolling through this screen, the following information is displayed:

Hardware	Information
Software	Software version and CRC32
Activation settings	-
Examination settings	Distance signal generator constant Non-resettable counter over the constant
Commercial options	'COM3 lock'
Internal Taximeter	Totaliser data
Software history	History on software updates
Taximeter tariff updates	Tariff package identification

Displaying applied tariffs:

- Press on the taximeter tab ;
- The list of installed tariffs is displayed.

Legally relevant functions:

- Calculation modes S or D, incorporated in the tariff structure;
- Automatic change of tariffs due to:
 - Distance of the trip;
 - Duration of the trip;
 - Time of the day;
 - Date;
 - Day of the week.
- Operating positions "For Hire", "Hired", "Stopped";
- Totalising;
- Long-term data storage;
- Checking plausibility of distance measurement signal:
 - Detecting high speed.
- Test connector:

Number	Pages	Description	Remark
11593/0-10	1	Test connector	-

1.3 Essential shapes

Number	Pages	Description	Remark
11593/0-11	1	Cabman MDT Box	-
11593/0-12	1	Display 7 inch	-
11593/4-03	1	Display 5 inch	-

Markings:

- fulfil the requirements stated in the legislation;
- are displayed on the display except for the markings required on the descriptive markings plate;
- are visible without the use of tools after installation;
- are marked on the Cabman MDT Box.

1.4 Conditional parts

The taximeter may be equipped with the following peripheral device(s):

- Printer brand cabman, type Mobile Pro Encrypt;
- Printer brand cabman, type Wepoy;
- Device(s) prescribed by national legislation.

1.5 Conditional characteristics

Cut-off power supply voltage : 6,1 V_{DC};

The taximeter may be equipped with one or more of the following secured interfaces, either by mechanical or software sealing:

- Passenger sensor input;
- Card reader;
- Car light switch / Roof sign output.

1.6 Non-essential parts

The taximeter may be connected to non-essential devices, for example but not limited to mobile data terminal, card readers, seat sensors and roof lights, provided that:

- They do not present primary data not presented by the taximeter;
- They do not lead to an instrument having other essential characteristics than those fixed by this type-examination document.

1.7 Non-essential characteristics

- Working time registration;
- Registration of fiscal data.

2 Seals

To secure components that may not be dismantled or adjusted by the user, the taximeter is secured in a suitable manner on the locations indicated in the drawing:

Number	Pages	Description	Remark
11593/0-13	15	Tamper protection	-

Sealing and separate securing of parameters:

- General settings (including settings depending on national regulations) are protected by identifier and code;
- Tariffs are protected by identifier and code and need a BCT card (keuringskaart) to change;
- Adjustment of vehicle parameters is protected by event counter and need a BCT card (keuringskaart) to change.

Hardware sealing:

- Option 'COM3 lock' is switched to 'on'. 'COM3 lock' is part of the physically sealed test connector.

Depending on national regulations the identifiers and/or checksums and/or event counter value(s) are marked on the prescribed provision.

Sealing after installation is described in document "Cabman MDT installatie handleiding".

3 Conditions for conformity assessment

The marks, facilities for the marks and the inscriptions on the taximeter fulfil the requirements of Directive 2014/32/EU.